

Habit & Cord Order Form

Print and mail to:

Provincialate
Att: Debi Piontkowski
1820 Mt. Elliott St.
Detroit MI 48207




Please **print** your information legibly:

Name: _____

Address: _____

Email address: _____ Phone: () _____

Date _____



Circle the desired options:

- | | | | | |
|--|---------|--------|-------------|--------------|
| Bib pocket under bib. | Yes | No | | |
| Bib & pencil pocket under bib. | Yes | No | | |
| Pencil pocket on sleeve. | Yes | No | | |
| Sleeve pocket. | Yes | No | LEFT sleeve | Right sleeve |
| Type of cowl. | Regular | Soft | | |
| Length of cord. | Regular | Longer | | |
| Cord. | Cotton | Wool | | |

Please note the measuring instructions on the next page, and provide ALL SIX measurements. This is especially important if:

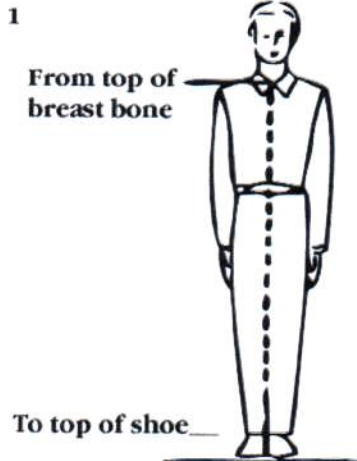
- *You have grown (or shrunk) since ordering your last habit;*
- *Any of your measurements need to be changed;*
- *You are ordering your first habit.*

How to Measure:

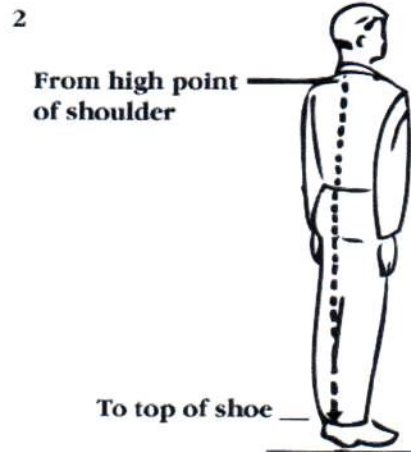
It is important that you follow the directions given below.
Do not make any allowance or the habit it will not fit properly.
Be sure to use a tape measure (not string) for all measurements.

IMPORTANT:

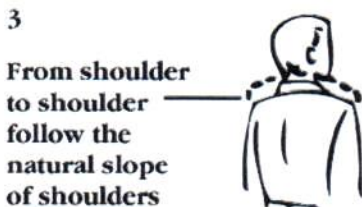
1. Stand erect.
2. Wear dress shoes.
3. Record all measurements in inches.
4. Enter all six (6) measurements in the corresponding box.



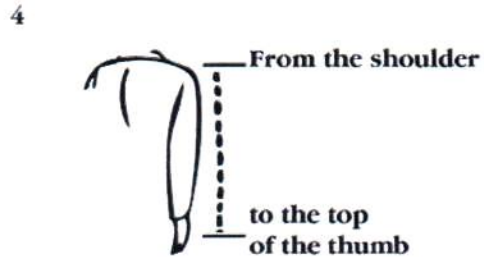
1 Front= inches



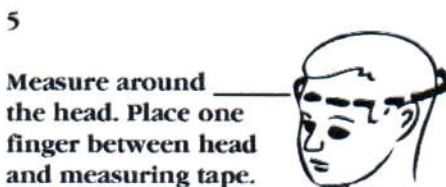
2 Back= inches



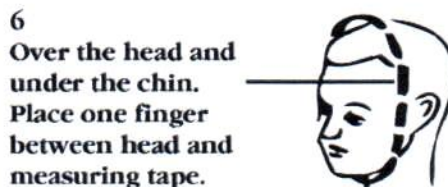
3 Shoulder= inches



4 Sleeve= inches



5 Head= inches



6 Face= inches